

Georgia State Energy Profile

2006 Energy Production	547 Trillion Btu
2006 Energy Consumption	3,146 Trillion Btu
2006 Energy DEFICIT ⁵⁴	-2,599 Trillion Btu

Cost of Energy Imported from Outside Georgia⁵⁵

\$28,536,210,394

Georgia's share of U.S. population:⁵⁶

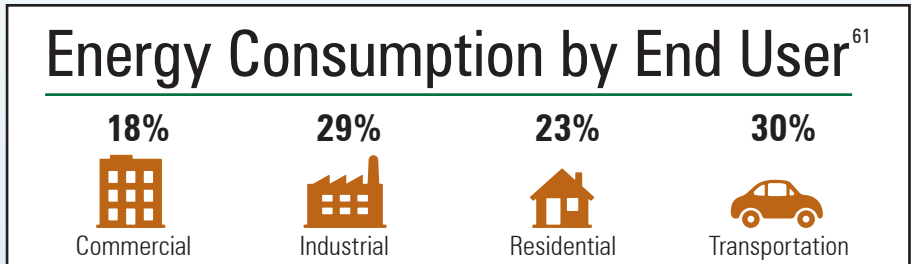
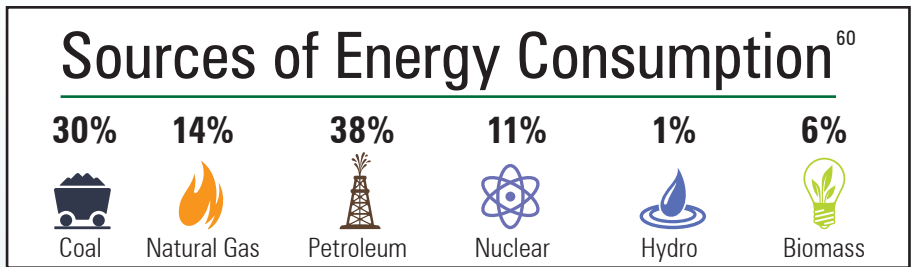
3.1%

Georgia's share of U.S. energy consumption:⁵⁷

3.2%


Georgia's share of U.S. energy production:⁵⁸

.8%



 **100,200**

Projected new Georgia green jobs by 2038⁶²

 Potential Savings from Energy Efficiency, 2009-2030⁶³

\$8,203,623,455

Georgia produces roughly 60 percent of its electricity from coal, with another 25 percent derived from nuclear power. The state is a leading producer of hydroelectric power among states east of the Rockies.⁵⁹

See Endnotes for all sources and notes.