

Missouri State Energy Profile

2006 Energy Production	145 Trillion Btu
2006 Energy Consumption	1,913 Trillion Btu
2006 Energy DEFICIT ⁵⁴	-1,768 Trillion Btu

Cost of Energy Imported from Outside Missouri⁵⁵

\$19,912,485,416

Missouri's share of U.S. population:⁵⁶

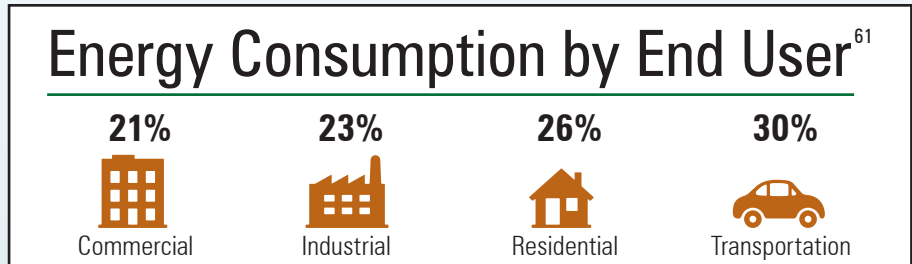
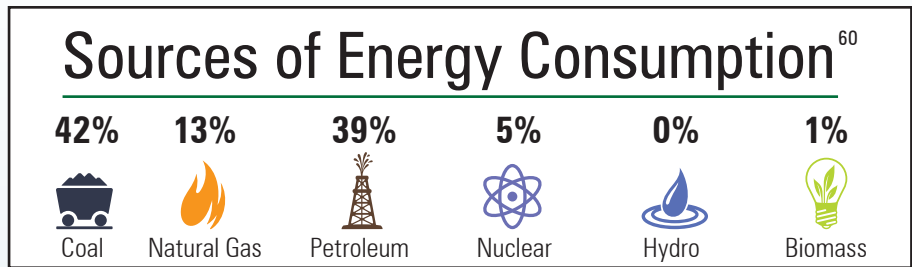
2%


Missouri's share of U.S. energy consumption:⁵⁷

1.9%


Missouri's share of U.S. energy production:⁵⁸

.2%



 **62,695**

Projected new Missouri green jobs by 2038⁶²

 Potential Savings from Energy Efficiency, 2009-2030⁶³

\$4,264,665,030

Most of Missouri's electricity is derived from coal imported from Wyoming. A single nuclear reactor produces most of the state's remaining electricity. Just under two percent of Missouri's electricity is derived from renewable sources.⁵⁹

See Endnotes for all sources and notes.