

# South Carolina State Energy Profile

2006 Energy Production	630 Trillion Btu
2006 Energy Consumption	1,708 Trillion Btu
<b>2006 Energy DEFICIT<sup>54</sup></b>	<b>-1,078 Trillion Btu</b>

Cost of Energy Imported from Outside South Carolina<sup>55</sup>

**\$10,959,498,361**

South Carolina's share of U.S. population:<sup>56</sup>

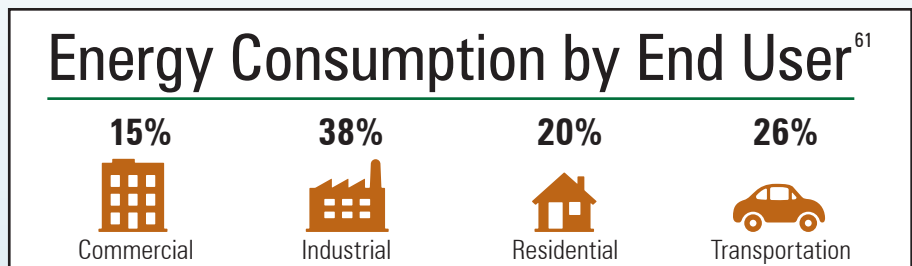
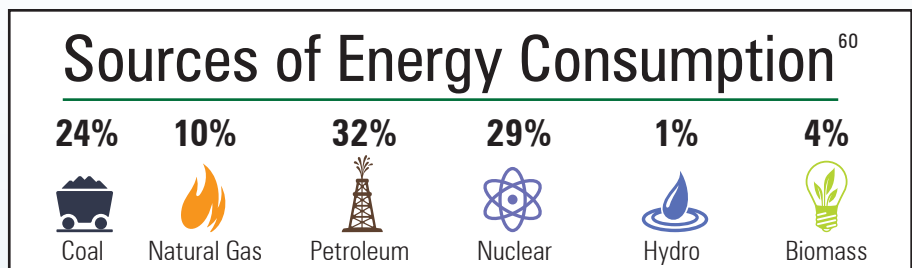
**1.4%**


South Carolina's share of U.S. energy consumption:<sup>57</sup>

**1.7%**


South Carolina's share of U.S. energy production:<sup>58</sup>

**.9%**



 **61,227**

Projected new South Carolina green jobs by 2038<sup>62</sup>

 **Potential Savings from Energy Efficiency, 2009-2030<sup>63</sup>**

**\$4,466,334,924**

South Carolina has four nuclear power plants, with four more in the planning stages. Nuclear power generates roughly half of the state's electricity. Most additional electricity is derived from coal, imported mostly from Kentucky.<sup>59</sup>

See Endnotes for all sources and notes.